

Scaled data based on original data using  
LM-79-08 Approved Method: Electrical and Photometric Measurements of Solid-  
State Lighting Products

Test Report Prepared for  
Cooper Lighting Solutions  
(formerly Eaton)

Brand: McGRAW-EDISON

Report Number: P226757

Luminaire Tested: **ISW-AF-600-LED-E1-SL2-7060-ULG**

Issue Date: 3/3/2020

**Test Information**

Test Method: LM-79-08  
Report Number: P226757  
TEST IS SCALED FROM IESNA LM-79-08 TEST DATA (P35945)-DOWNLIGHT AND  
Test Lab: INNOVATION CENTER-P3  
Issue Date: 3/3/2020  
Manufacturer: COOPER LIGHTING SOLUTIONS (FORMERLY EATON)  
Product Line: MCGRAW-EDISON  
Catalog Number: ISW-AF-600-LED-E1-SL2-7060-ULG  
Description: IMPACT ELITE LED WEDGE LUMINAIRE WITH UPLIGHT  
LIGHT SQUARE WITH ACCULED OPTICS-TYPE II W/SPILL CONTROL, WITH UPLIGHT  
GLOW  
Light Source: (16) 5700K CCT, 70 CRI LEDs and (1) UPLIGHT LED  
Ballast/Driver: ELECTRONIC DRIVER

**Summary**

Lumens per Lamp: N/A  
Luminaire Lumens: 5690.7 lumens  
Efficiency: N/A  
Efficacy: 112.9 lumens/watt  
Luminous Opening: Rectangular w/ Sides (W: 0.5' x L: 0.5' x H: 0.54')  
IES Classification: Type II - Short - Non-Cutoff  
BUG Rating: B1 - U5 - G1

Input Watts (W): 50.4  
Input Voltage (V): 120  
Input Current (Ain): NR  
Voltage Rise (V): NR  
Power Factor: NR  
Total Harmonic Distortion (THDi): NR  
Frequency (hertz): 60  
Stabilization Time: NR  
Operation Time: NR  
Ambient Temperature (°C): NR  
Test Distance: 25 FT

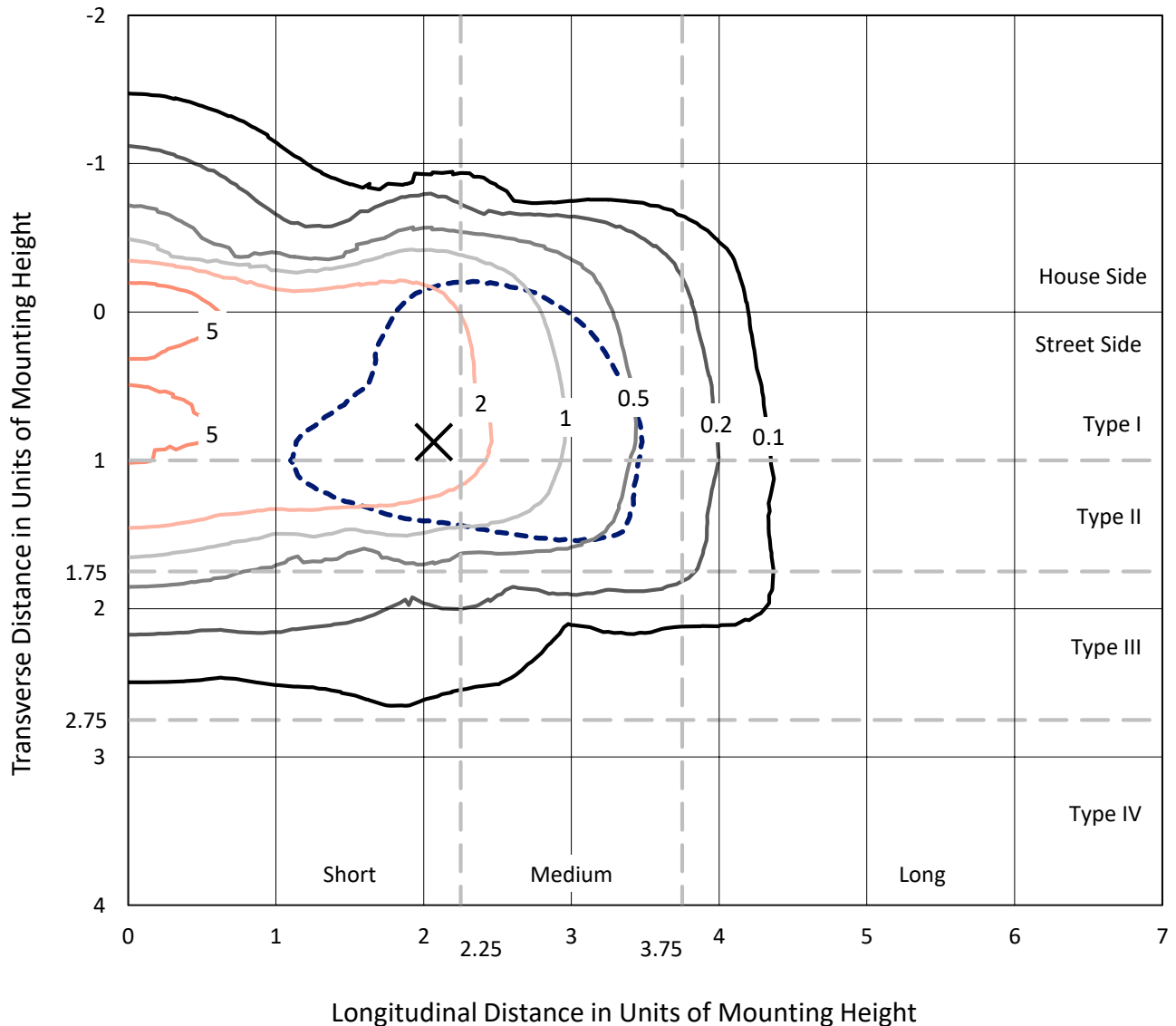


REPORT NUMBER: P226757

CATALOG NUMBER: ISW-AF-600-LED-E1-SL2-7060-ULG

### Iso-Footcandle Lines of Horizontal Illumination

× Max cd  
 - - - 1/2 Max cd

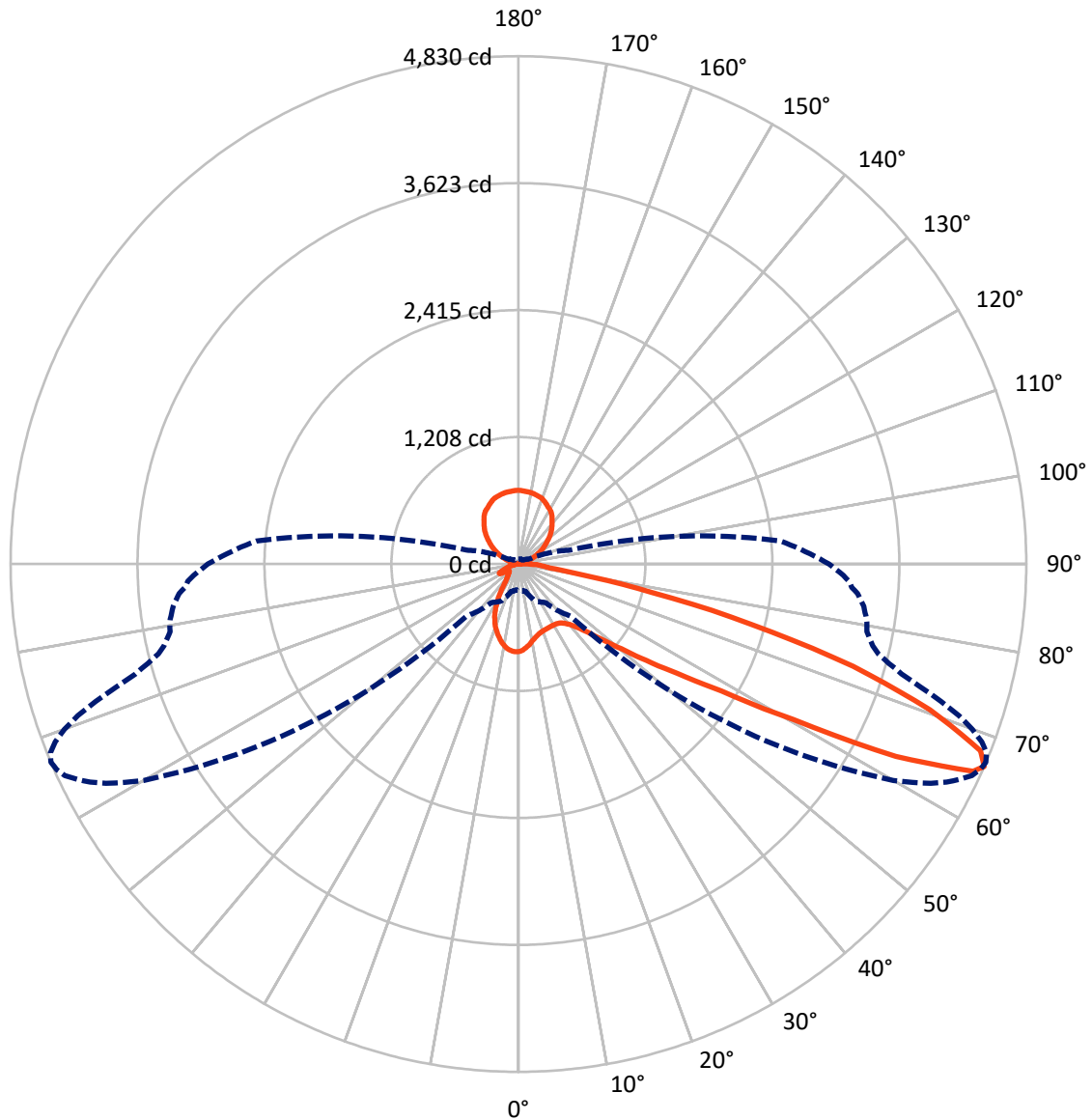


Based on 10 foot mounting height. Maximum calculated value = 8.3 fc  
 Type II - Short - Non-Cutoff

REPORT NUMBER: P226757

CATALOG NUMBER: ISW-AF-600-LED-E1-SL2-7060-ULG

### Luminous Intensity Polar Plot



— Vertical Plane Through 67-Deg Lateral    - - - Horizontal Cone Through 66-Deg Vertical

REPORT NUMBER: P226757

CATALOG NUMBER: ISW-AF-600-LED-E1-SL2-7060-ULG

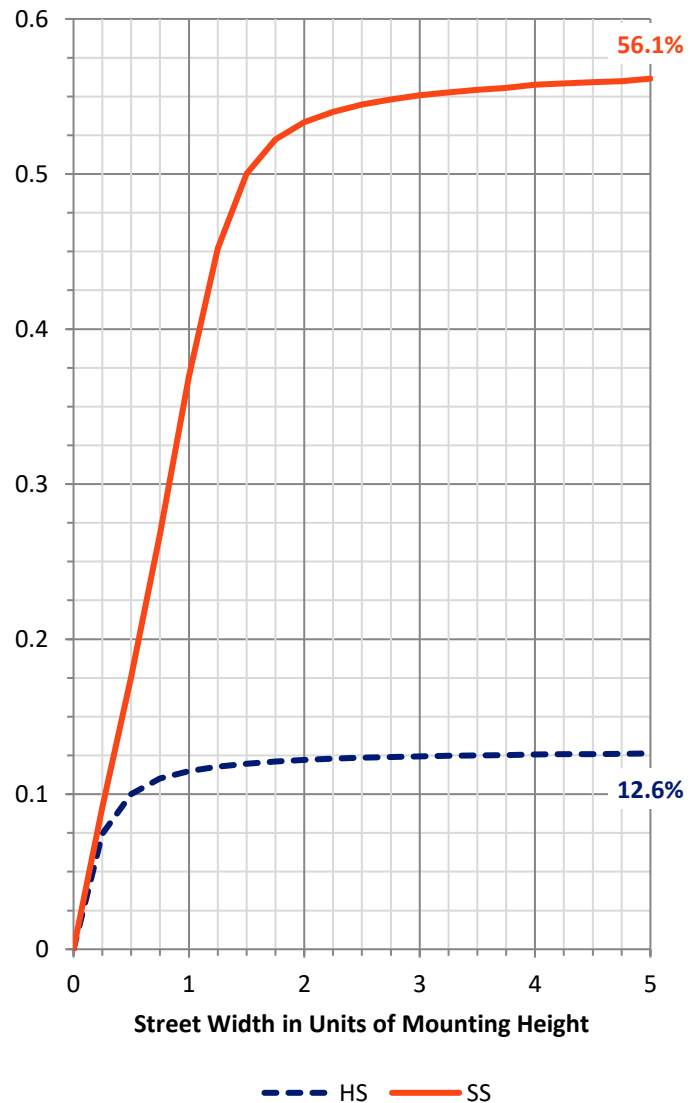
**FLUX DISTRIBUTION:**

		Downward	Upward	Total
<b>House Side</b>	Lumens	730.7	867.9	1598.5
	% Fixture	12.8	15.3	28.1
<b>Street Side</b>	Lumens	3223.4	868.7	4092.1
	% Fixture	56.6	15.3	71.9
<b>Total</b>	Lumens	3954.1	1736.6	5690.7
	% Fixture	69.5	30.5	100.0

**Coefficient of Utilization**

**ZONAL LUMENS:**

Zone	Lumens	% Fixture
0°-10°	72.2	1.3
10°-20°	171.8	3.0
20°-30°	235.6	4.1
30°-40°	336.6	5.9
40°-50°	545.7	9.6
50°-60°	864.6	15.2
60°-70°	1095.7	19.3
70°-80°	544.7	9.6
80°-90°	87.3	1.5
90°-100°	10.7	0.2
100°-110°	57.4	1.0
110°-120°	166.1	2.9
120°-130°	273.2	4.8
130°-140°	336.8	5.9
140°-150°	344.6	6.1
150°-160°	290.3	5.1
160°-170°	191.2	3.4
170°-180°	66.3	1.2
0°-90°	3954.1	69.5
0°-180°	5690.7	100.0



REPORT NUMBER: P226757

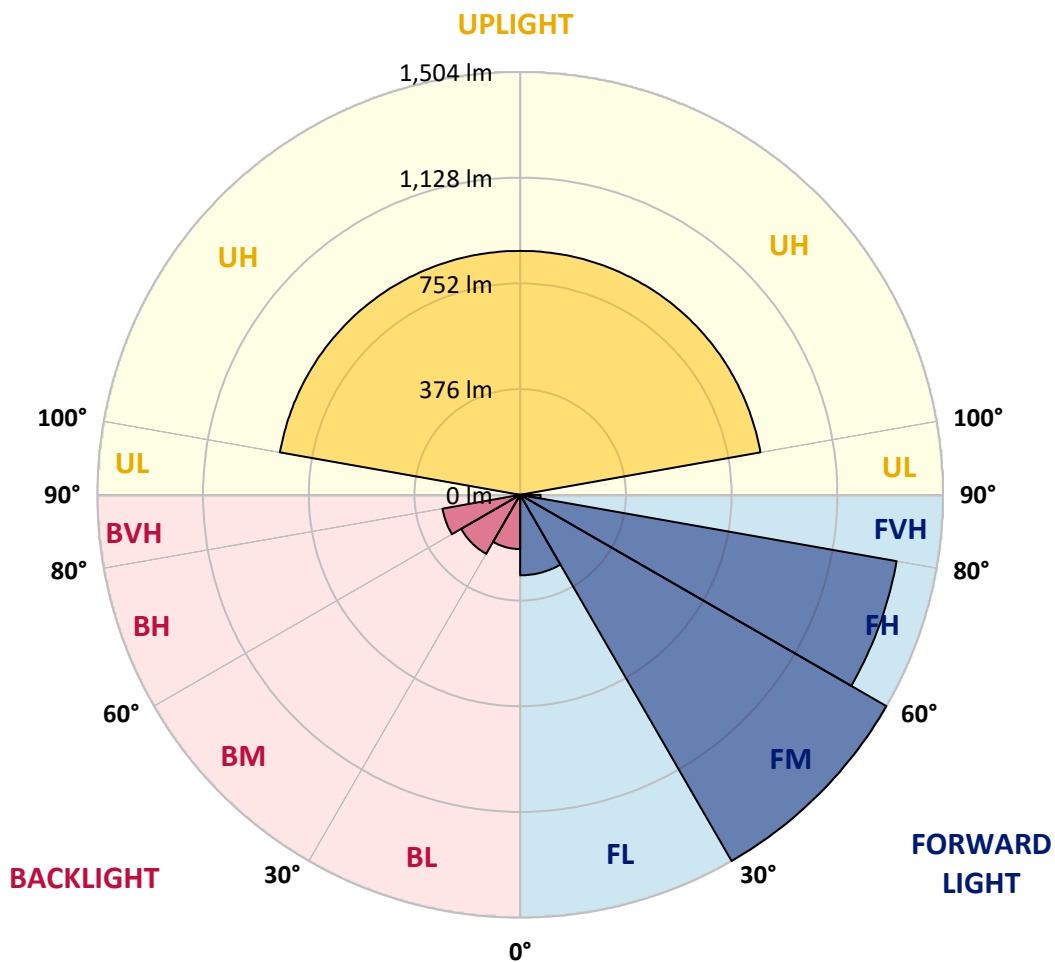
CATALOG NUMBER: ISW-AF-600-LED-E1-SL2-7060-ULG

**LUMINAIRE CLASSIFICATION SYSTEM LUMEN TABLE AND BUG RATING:**

Zone	Lumens	% Fixture	Zone Rating/Lumen Limit		
			B	U	G
FL (0°-30°)	286.5	5.0			
FM (30°-60°)	1504.3	26.4			
FH (60°-80°)	1359.7	23.9			G1/1800
FVH (80°-90°)	72.9	1.3			G1/100
BL (0°-30°)	193.1	3.4	B1/500		
BM (30°-60°)	242.6	4.3	B1/1000		
BH (60°-80°)	280.6	4.9	B1/500		G1/500
BVH (80°-90°)	14.4	0.3			G1/100
UL (90°-100°)	10.7	0.2		U2/50	
UH (100°-180°)	867.9	15.3		U4/1000	

**BUG Rating: B1-U5-G1**

Type II Short





REPORT NUMBER: P226757

CATALOG NUMBER: ISW-AF-600-LED-E1-SL2-7060-ULG

**CANDELA DISTRIBUTION (FULL):**

	0°	5°	15°	25°	35°	45°	55°	60°	61°	62°	63°
0°	832.4	832.4	832.4	832.4	832.4	832.4	832.4	832.4	832.4	832.4	832.4
2.5°	773.6	775.3	785.4	790.8	798.5	800.9	809.8	813.4	816.3	815.7	815.7
5°	704.0	709.4	714.1	724.8	736.1	749.8	767.0	780.1	782.5	785.4	787.2
7.5°	651.2	654.7	663.0	670.8	685.0	704.0	728.4	745.0	748.6	749.8	753.9
10°	613.7	616.1	623.2	633.3	650.0	668.4	693.9	711.2	716.5	718.9	722.5
12.5°	584.6	588.2	594.7	605.4	623.2	642.3	669.0	686.2	689.8	692.8	698.1
15°	566.2	568.6	574.5	586.4	602.4	621.5	647.6	668.4	670.8	673.7	678.5
17.5°	562.6	564.4	568.0	576.9	589.4	607.8	634.5	651.8	655.9	660.1	664.8
20°	576.9	578.1	579.3	580.5	587.6	599.5	625.6	644.0	647.6	651.2	657.1
22.5°	607.8	609.6	606.6	602.4	597.1	599.5	621.5	640.5	642.8	646.4	651.2
25°	661.3	659.5	650.6	644.0	625.0	609.6	622.6	638.7	641.7	645.2	650.6
27.5°	724.2	721.9	716.5	698.7	667.2	635.7	629.8	641.7	643.4	646.4	651.2
30°	792.0	792.6	787.8	768.2	727.8	674.9	645.8	648.8	650.0	652.4	655.3
32.5°	853.2	862.1	861.5	860.3	802.7	727.8	676.7	664.8	663.0	664.8	666.0
35°	923.9	925.7	942.3	950.6	903.7	805.0	721.9	695.7	688.6	689.2	688.0
37.5°	999.9	1002.3	1030.8	1045.1	1008.8	893.0	781.9	741.5	734.9	728.4	723.6
40°	1110.4	1119.9	1134.8	1150.8	1133.0	1011.2	860.9	806.2	789.6	788.4	778.9
42.5°	1275.6	1272.6	1265.5	1278.6	1257.2	1143.7	956.5	897.7	885.3	868.6	855.5
45°	1437.8	1444.3	1413.4	1419.4	1420.6	1297.0	1095.0	1012.4	1005.9	986.3	972.0
47.5°	1547.1	1540.0	1498.4	1528.7	1603.0	1475.8	1255.4	1168.6	1155.0	1144.9	1136.0
50°	1553.0	1547.1	1520.4	1573.8	1732.5	1793.7	1478.8	1377.8	1358.2	1340.4	1335.0
52.5°	1408.1	1399.8	1408.7	1517.4	1779.4	2059.8	1794.3	1637.4	1621.4	1606.5	1585.7
55°	1149.6	1159.1	1201.3	1357.6	1707.5	2248.8	2415.1	2038.5	1969.5	1968.9	1917.8
57.5°	858.5	849.0	880.5	1027.2	1525.7	2315.9	2985.5	2892.2	2738.3	2634.4	2509.0
60°	579.3	581.7	610.8	686.2	1061.7	2242.8	3367.5	3692.5	3638.4	3616.5	3582.6
62.5°	401.6	405.2	431.9	502.6	620.9	1804.4	3479.2	4141.1	4237.9	4318.1	4298.5
65°	281.0	281.6	308.4	417.7	465.2	926.8	3232.6	4200.5	4344.9	4482.7	4606.3
66°	247.8	248.3	270.3	388.6	446.2	699.3	3018.8	4117.9	4282.5	4442.9	4570.6
67.5°	212.1	215.7	232.9	330.3	427.8	539.5	2493.6	3871.3	4043.6	4220.1	4388.8
70°	145.6	146.7	162.2	268.0	400.4	473.5	1421.2	3022.3	3260.6	3570.7	3750.1
72.5°	104.0	102.8	104.6	165.8	411.1	470.5	746.8	1989.1	2322.4	2594.6	2788.8
75°	92.7	89.7	82.0	102.8	300.0	513.9	500.3	1171.0	1424.7	1672.5	1871.5
77.5°	82.6	77.8	73.7	79.0	148.5	484.2	449.2	670.8	800.3	985.1	1138.3
80°	63.0	60.0	62.4	68.3	89.1	445.6	446.2	446.2	481.2	541.8	602.4
82.5°	41.6	38.0	43.4	56.4	67.1	335.7	461.0	393.9	387.4	385.0	389.2
85°	26.1	22.6	30.3	42.2	51.7	175.3	472.9	415.9	385.6	356.5	327.4
87.5°	9.5	10.7	15.4	24.4	33.9	76.0	414.7	366.6	345.8	309.5	275.7
90°	7.4	6.8	10.0	15.1	15.7	21.3	70.6	109.6	68.8	38.7	33.0
92.5°	4.0	4.0	5.0	6.0	6.0	6.0	7.0	7.0	7.0	7.0	7.0
95°	5.0	5.0	6.0	7.0	7.0	7.0	7.0	7.5	7.6	7.7	7.8
97.5°	7.0	7.0	8.0	8.0	9.0	9.0	12.0	11.0	10.8	10.6	10.4
100°	8.0	8.0	9.0	10.0	12.0	21.0	29.0	27.5	27.2	26.9	26.6
102.5°	11.0	11.0	13.0	18.0	27.0	40.0	50.0	48.5	48.2	47.9	47.6
105°	21.0	22.0	27.0	36.0	48.0	63.0	72.0	71.0	70.8	70.6	70.4
107.5°	41.0	42.0	49.0	58.0	73.0	88.0	95.0	94.5	94.4	94.3	94.2



REPORT NUMBER: P226757

CATALOG NUMBER: ISW-AF-600-LED-E1-SL2-7060-ULG

**CANDELA DISTRIBUTION (continued):**

	0°	5°	15°	25°	35°	45°	55°	60°	61°	62°	63°
110°	66.0	68.0	74.0	87.0	102.0	114.0	120.0	120.5	120.6	120.7	120.8
112.5°	99.0	99.0	106.0	121.0	134.0	143.0	148.0	149.0	149.2	149.4	149.6
115°	140.0	139.0	147.0	159.0	168.0	174.0	179.0	180.5	180.8	181.1	181.4
117.5°	184.0	184.0	189.0	197.0	202.0	205.0	211.0	213.0	213.4	213.8	214.2
120°	225.0	223.0	226.0	233.0	237.0	243.0	246.0	248.0	248.4	248.8	249.2
122.5°	263.0	260.0	261.0	267.0	271.0	277.0	279.0	281.0	281.4	281.8	282.2
125°	298.0	294.0	296.0	299.0	305.0	310.0	313.0	314.0	314.2	314.4	314.6
127.5°	330.0	329.0	329.0	333.0	339.0	340.0	345.0	345.5	345.6	345.7	345.8
130°	363.0	361.0	362.0	366.0	370.0	372.0	377.0	379.0	379.4	379.8	380.2
132.5°	396.0	394.0	393.0	401.0	404.0	405.0	411.0	413.5	414.0	414.5	415.0
135°	429.0	426.0	426.0	432.0	435.0	437.0	443.0	445.5	446.0	446.5	447.0
137.5°	460.0	457.0	459.0	460.0	464.0	468.0	473.0	474.0	474.2	474.4	474.6
140°	488.0	485.0	487.0	489.0	491.0	497.0	500.0	501.0	501.2	501.4	501.6
142.5°	518.0	515.0	517.0	518.0	521.0	525.0	527.0	530.0	530.6	531.2	531.8
145°	550.0	546.0	544.0	547.0	550.0	551.0	556.0	559.0	559.6	560.2	560.8
147.5°	575.0	572.0	571.0	574.0	574.0	575.0	580.0	582.5	583.0	583.5	584.0
150°	595.0	592.0	593.0	593.0	593.0	593.0	597.0	598.5	598.8	599.1	599.4
152.5°	611.0	608.0	608.0	609.0	610.0	610.0	611.0	612.5	612.8	613.1	613.4
155°	629.0	625.0	625.0	627.0	630.0	628.0	626.0	628.5	629.0	629.5	630.0
157.5°	646.0	643.0	643.0	644.0	646.0	645.0	644.0	646.0	646.4	646.8	647.2
160°	663.0	660.0	659.0	656.0	655.0	655.0	658.0	661.0	661.6	662.2	662.8
162.5°	673.0	669.0	669.0	665.0	661.0	663.0	667.0	669.0	669.4	669.8	670.2
165°	681.0	678.0	676.0	676.0	673.0	673.0	672.0	674.5	675.0	675.5	676.0
167.5°	690.0	687.0	684.0	686.0	688.0	685.0	678.0	681.0	681.6	682.2	682.8
170°	698.0	695.0	692.0	692.0	693.0	691.0	686.0	687.5	687.8	688.1	688.4
172.5°	699.0	697.0	695.0	693.0	690.0	690.0	689.0	690.5	690.8	691.1	691.4
175°	700.0	698.0	697.0	695.0	691.0	690.0	690.0	692.5	693.0	693.5	694.0
177.5°	707.0	705.0	700.0	699.0	697.0	695.0	694.0	696.5	697.0	697.5	698.0
180°	700.0	700.0	700.0	700.0	700.0	700.0	700.0	700.0	700.0	700.0	700.0





REPORT NUMBER: P226757

CATALOG NUMBER: ISW-AF-600-LED-E1-SL2-7060-ULG

**CANDELA DISTRIBUTION (continued):**

	64°	65°	66°	67°	68°	69°	70°	71°	72°	73°	74°
0°	832.4	832.4	832.4	832.4	832.4	832.4	832.4	832.4	832.4	832.4	832.4
2.5°	816.3	819.3	820.5	819.3	819.9	823.5	822.3	824.1	824.1	825.2	825.2
5°	789.6	792.0	796.7	796.1	800.9	802.7	804.4	806.8	809.8	811.6	815.1
7.5°	758.1	762.9	767.0	769.4	772.4	778.3	780.1	785.4	790.2	794.9	798.5
10°	727.8	734.3	739.1	740.9	747.4	750.4	756.9	761.1	767.0	773.0	778.3
12.5°	702.3	708.2	710.6	716.5	722.5	728.4	731.4	739.1	745.0	752.8	759.9
15°	683.2	689.2	693.9	698.1	704.0	710.0	714.7	722.5	729.6	737.3	743.8
17.5°	671.4	674.9	680.9	684.4	691.6	698.7	704.0	713.0	720.7	727.2	736.1
20°	662.5	666.6	672.0	677.3	683.8	692.8	697.5	707.0	715.3	723.1	731.4
22.5°	657.7	661.9	667.2	672.6	679.7	686.8	694.5	702.9	711.8	720.1	728.4
25°	655.9	659.5	664.2	669.6	677.3	685.0	691.6	701.1	708.8	717.7	727.8
27.5°	656.5	658.9	664.2	669.0	676.7	683.8	690.4	699.9	708.8	717.1	727.2
30°	658.9	660.7	666.0	670.2	676.7	683.8	689.8	699.9	707.6	716.5	727.2
32.5°	667.2	669.6	672.0	674.9	680.9	686.2	693.3	702.3	709.4	718.3	727.2
35°	686.8	685.0	686.8	688.0	692.2	697.5	702.9	710.6	717.1	724.8	734.3
37.5°	717.7	714.1	715.3	714.7	714.7	718.3	723.6	729.0	734.3	742.1	751.6
40°	774.7	765.8	763.5	756.9	755.1	758.1	761.7	762.3	768.8	778.9	783.1
42.5°	848.4	836.5	838.3	827.6	824.6	821.1	825.8	822.9	827.0	833.6	842.5
45°	964.9	953.6	941.7	924.5	928.0	915.0	911.4	912.6	912.0	914.4	925.1
47.5°	1103.9	1089.0	1081.3	1074.8	1062.3	1054.6	1044.5	1029.6	1033.2	1037.9	1047.4
50°	1307.1	1302.3	1287.5	1266.1	1263.1	1251.8	1248.9	1235.8	1231.0	1230.4	1229.8
52.5°	1578.6	1547.7	1541.8	1521.6	1506.1	1495.4	1491.9	1473.4	1455.0	1465.7	1464.5
55°	1909.5	1884.0	1851.3	1833.5	1821.0	1795.5	1788.9	1765.7	1755.1	1749.1	1734.3
57.5°	2465.6	2375.9	2308.8	2275.5	2228.6	2181.0	2164.4	2116.9	2080.0	2053.9	2055.7
60°	3435.2	3275.4	3087.1	3002.7	2807.3	2778.7	2644.5	2611.8	2531.0	2477.5	2446.6
62.5°	4284.8	4241.5	4151.2	4028.2	3832.1	3606.4	3504.8	3302.8	3144.7	3075.8	2980.1
65°	4690.6	4751.8	4776.8	4753.6	4675.2	4537.4	4416.2	4218.9	3953.9	3804.2	3618.2
66°	4669.8	4760.7	4806.5	4830.3	4801.7	4720.3	4593.2	4431.0	4226.0	3997.9	3789.3
67.5°	4517.7	4606.3	4669.8	4742.3	4742.3	4716.8	4665.1	4557.0	4412.0	4213.0	4025.8
70°	3896.3	4016.3	4128.6	4150.6	4212.4	4193.4	4234.3	4165.4	4131.0	4047.8	3947.4
72.5°	3035.4	3135.8	3232.1	3328.3	3312.3	3291.5	3287.3	3301.6	3231.5	3256.4	3230.3
75°	2018.8	2191.7	2290.4	2280.9	2287.4	2292.7	2248.8	2150.7	2226.8	2130.5	2162.6
77.5°	1226.9	1307.1	1333.8	1304.1	1265.5	1215.6	1135.4	1088.4	1021.3	1026.7	982.1
80°	643.4	653.5	632.2	572.1	539.5	509.8	418.3	377.3	339.2	325.0	292.9
82.5°	369.0	344.6	318.5	298.3	259.6	233.5	197.8	175.3	150.9	129.5	121.8
85°	298.8	266.2	241.8	219.2	193.1	169.9	140.2	117.0	99.2	86.1	83.2
87.5°	246.6	224.0	199.0	177.6	152.1	128.3	99.2	77.2	61.2	49.3	45.7
90°	30.8	38.7	30.4	20.9	26.8	18.5	14.3	14.9	13.8	13.8	14.3
92.5°	7.0	7.0	6.9	6.8	6.7	6.6	6.5	6.4	6.3	6.2	6.1
95°	7.9	8.0	7.9	7.8	7.7	7.6	7.5	7.4	7.3	7.2	7.1
97.5°	10.2	10.0	9.9	9.8	9.7	9.6	9.5	9.4	9.3	9.2	9.1
100°	26.3	26.0	25.7	25.4	25.1	24.8	24.5	24.2	23.9	23.6	23.3
102.5°	47.3	47.0	46.5	46.0	45.5	45.0	44.5	44.0	43.5	43.0	42.5
105°	70.2	70.0	69.5	69.0	68.5	68.0	67.5	67.0	66.5	66.0	65.5
107.5°	94.1	94.0	93.6	93.2	92.8	92.4	92.0	91.6	91.2	90.8	90.4



REPORT NUMBER: P226757

CATALOG NUMBER: ISW-AF-600-LED-E1-SL2-7060-ULG

**CANDELA DISTRIBUTION (continued):**

	64°	65°	66°	67°	68°	69°	70°	71°	72°	73°	74°
110°	120.9	121.0	120.8	120.6	120.4	120.2	120.0	119.8	119.6	119.4	119.2
112.5°	149.8	150.0	149.9	149.8	149.7	149.6	149.5	149.4	149.3	149.2	149.1
115°	181.7	182.0	181.7	181.4	181.1	180.8	180.5	180.2	179.9	179.6	179.3
117.5°	214.6	215.0	214.5	214.0	213.5	213.0	212.5	212.0	211.5	211.0	210.5
120°	249.6	250.0	249.5	249.0	248.5	248.0	247.5	247.0	246.5	246.0	245.5
122.5°	282.6	283.0	282.5	282.0	281.5	281.0	280.5	280.0	279.5	279.0	278.5
125°	314.8	315.0	314.5	314.0	313.5	313.0	312.5	312.0	311.5	311.0	310.5
127.5°	345.9	346.0	346.0	346.0	346.0	346.0	346.0	346.0	346.0	346.0	346.0
130°	380.6	381.0	381.0	381.0	381.0	381.0	381.0	381.0	381.0	381.0	381.0
132.5°	415.5	416.0	415.8	415.6	415.4	415.2	415.0	414.8	414.6	414.4	414.2
135°	447.5	448.0	447.9	447.8	447.7	447.6	447.5	447.4	447.3	447.2	447.1
137.5°	474.8	475.0	475.1	475.2	475.3	475.4	475.5	475.6	475.7	475.8	475.9
140°	501.8	502.0	502.2	502.4	502.6	502.8	503.0	503.2	503.4	503.6	503.8
142.5°	532.4	533.0	533.0	533.0	533.0	533.0	533.0	533.0	533.0	533.0	533.0
145°	561.4	562.0	561.9	561.8	561.7	561.6	561.5	561.4	561.3	561.2	561.1
147.5°	584.5	585.0	585.1	585.2	585.3	585.4	585.5	585.6	585.7	585.8	585.9
150°	599.7	600.0	600.3	600.6	600.9	601.2	601.5	601.8	602.1	602.4	602.7
152.5°	613.7	614.0	614.4	614.8	615.2	615.6	616.0	616.4	616.8	617.2	617.6
155°	630.5	631.0	631.5	632.0	632.5	633.0	633.5	634.0	634.5	635.0	635.5
157.5°	647.6	648.0	648.2	648.4	648.6	648.8	649.0	649.2	649.4	649.6	649.8
160°	663.4	664.0	663.7	663.4	663.1	662.8	662.5	662.2	661.9	661.6	661.3
162.5°	670.6	671.0	670.9	670.8	670.7	670.6	670.5	670.4	670.3	670.2	670.1
165°	676.5	677.0	677.3	677.6	677.9	678.2	678.5	678.8	679.1	679.4	679.7
167.5°	683.4	684.0	684.4	684.8	685.2	685.6	686.0	686.4	686.8	687.2	687.6
170°	688.7	689.0	689.5	690.0	690.5	691.0	691.5	692.0	692.5	693.0	693.5
172.5°	691.7	692.0	692.2	692.4	692.6	692.8	693.0	693.2	693.4	693.6	693.8
175°	694.5	695.0	695.1	695.2	695.3	695.4	695.5	695.6	695.7	695.8	695.9
177.5°	698.5	699.0	699.2	699.4	699.6	699.8	700.0	700.2	700.4	700.6	700.8
180°	700.0	700.0	700.0	700.0	700.0	700.0	700.0	700.0	700.0	700.0	700.0



REPORT NUMBER: P226757

CATALOG NUMBER: ISW-AF-600-LED-E1-SL2-7060-ULG

**CANDELA DISTRIBUTION (continued):**

	75°	76°	77°	78°	79°	80°	81°	82°	83°	84°	85°
0°	832.4	832.4	832.4	832.4	832.4	832.4	832.4	832.4	832.4	832.4	832.4
2.5°	827.0	827.0	828.2	829.4	830.0	830.0	830.0	831.2	831.8	830.0	831.8
5°	816.9	819.9	822.3	824.1	824.6	826.4	828.2	829.4	831.2	831.2	832.4
7.5°	803.3	808.6	811.6	814.5	817.5	820.5	824.1	826.4	827.6	830.0	831.8
10°	786.0	792.6	798.5	803.3	807.4	813.4	818.1	821.7	827.0	827.6	831.8
12.5°	767.6	777.1	781.9	790.8	796.7	805.6	810.4	815.7	821.7	824.6	829.4
15°	754.5	762.9	771.8	780.1	789.6	800.3	806.2	813.4	821.7	828.2	834.2
17.5°	744.4	755.7	765.8	776.5	788.4	799.7	808.6	816.3	827.0	830.6	836.5
20°	741.5	753.9	764.0	775.3	787.8	802.7	813.4	821.7	832.4	838.3	843.7
22.5°	740.3	752.2	764.0	777.7	791.4	806.8	818.1	828.8	839.5	844.8	849.0
25°	739.1	751.6	764.6	780.1	794.9	811.0	824.1	834.2	844.3	849.6	853.2
27.5°	739.1	752.2	766.4	781.9	797.9	815.7	828.2	837.7	846.6	851.4	852.6
30°	738.5	752.2	765.8	783.1	800.3	818.7	832.4	841.3	849.0	852.0	850.8
32.5°	739.7	753.9	768.8	786.0	803.9	821.7	835.9	846.0	850.2	849.6	849.0
35°	745.6	758.7	775.9	793.2	811.6	828.2	841.9	849.0	852.6	851.4	848.4
37.5°	761.7	774.7	792.0	811.0	825.2	844.3	856.7	862.1	862.7	859.1	852.0
40°	794.9	808.0	823.5	844.3	861.5	874.6	886.4	892.4	888.8	882.3	874.6
42.5°	847.8	864.5	882.9	899.5	919.7	937.5	940.5	944.1	938.1	925.7	916.1
45°	932.8	942.9	966.6	979.1	1005.3	1014.2	1020.7	1022.5	1009.4	999.3	982.7
47.5°	1055.2	1074.8	1091.4	1103.3	1122.3	1134.2	1147.3	1141.3	1131.2	1114.0	1092.0
50°	1247.7	1260.1	1281.5	1302.9	1323.1	1331.4	1331.4	1325.5	1319.0	1285.7	1259.0
52.5°	1484.1	1485.3	1516.2	1541.8	1559.0	1546.5	1561.4	1546.5	1542.4	1519.2	1497.2
55°	1758.0	1746.7	1784.2	1806.7	1822.2	1837.0	1834.1	1832.3	1816.8	1790.7	1764.0
57.5°	2018.3	2050.9	2068.8	2102.0	2109.7	2119.8	2115.7	2109.7	2100.8	2086.0	2074.1
60°	2393.7	2415.7	2431.8	2438.3	2460.3	2463.3	2478.1	2453.7	2459.7	2442.5	2405.0
62.5°	2904.7	2880.9	2893.4	2893.4	2886.9	2863.7	2876.2	2885.7	2869.6	2855.4	2849.4
65°	3476.8	3400.2	3326.5	3314.0	3280.2	3272.5	3262.9	3239.2	3229.1	3204.1	3183.9
66°	3647.9	3529.1	3459.6	3416.8	3375.8	3366.9	3353.9	3328.9	3308.7	3273.6	3239.8
67.5°	3839.8	3686.6	3582.0	3521.4	3470.9	3437.6	3411.5	3375.8	3343.8	3291.5	3237.4
70°	3827.4	3700.8	3574.9	3482.8	3406.7	3338.4	3298.0	3221.4	3156.0	3081.1	3019.4
72.5°	3216.0	3193.4	3120.4	3068.7	2975.4	2939.1	2832.2	2783.5	2693.2	2596.3	2566.6
75°	2235.7	2147.2	2109.7	2089.0	2048.0	1935.1	1861.4	1877.4	1771.7	1677.2	1623.2
77.5°	977.3	995.2	891.8	845.4	809.8	748.6	691.6	652.4	629.8	614.9	547.8
80°	270.3	235.9	232.9	216.3	212.7	189.5	192.5	175.9	164.6	162.2	156.8
82.5°	118.2	115.9	112.3	110.5	108.7	106.3	103.4	102.8	99.2	96.2	96.8
85°	78.4	77.8	76.0	74.3	71.3	67.1	64.2	61.8	62.4	59.4	58.8
87.5°	45.7	44.6	44.0	41.6	41.0	37.4	38.0	35.1	34.5	33.9	32.1
90°	15.5	15.9	17.5	16.7	14.1	19.3	17.3	15.9	16.3	14.3	14.1
92.5°	6.0	6.0	6.0	6.0	6.0	6.0	6.0	6.0	6.0	6.0	6.0
95°	7.0	7.0	7.0	7.0	7.0	7.0	7.0	7.0	7.0	7.0	7.0
97.5°	9.0	8.9	8.8	8.7	8.6	8.5	8.4	8.3	8.2	8.1	8.0
100°	23.0	22.6	22.2	21.8	21.4	21.0	20.6	20.2	19.8	19.4	19.0
102.5°	42.0	41.7	41.4	41.1	40.8	40.5	40.2	39.9	39.6	39.3	39.0
105°	65.0	64.6	64.2	63.8	63.4	63.0	62.6	62.2	61.8	61.4	61.0
107.5°	90.0	89.7	89.4	89.1	88.8	88.5	88.2	87.9	87.6	87.3	87.0



REPORT NUMBER: P226757  
 CATALOG NUMBER: ISW-AF-600-LED-E1-SL2-7060-ULG

REPORT N  
 CATALOG

**CANDELA DISTRIBUTION (continued):**

**CANDELA**

	75°	76°	77°	78°	79°	80°	81°	82°	83°	84°	85°	
110°	119.0	118.7	118.4	118.1	117.8	117.5	117.2	116.9	116.6	116.3	116.0	0°
112.5°	149.0	148.8	148.6	148.4	148.2	148.0	147.8	147.6	147.4	147.2	147.0	2.5°
115°	179.0	178.8	178.6	178.4	178.2	178.0	177.8	177.6	177.4	177.2	177.0	5°
117.5°	210.0	209.8	209.6	209.4	209.2	209.0	208.8	208.6	208.4	208.2	208.0	7.5°
120°	245.0	244.8	244.6	244.4	244.2	244.0	243.8	243.6	243.4	243.2	243.0	10°
122.5°	278.0	277.8	277.6	277.4	277.2	277.0	276.8	276.6	276.4	276.2	276.0	12.5°
125°	310.0	310.0	310.0	310.0	310.0	310.0	310.0	310.0	310.0	310.0	310.0	15°
127.5°	346.0	345.9	345.8	345.7	345.6	345.5	345.4	345.3	345.2	345.1	345.0	17.5°
130°	381.0	380.8	380.6	380.4	380.2	380.0	379.8	379.6	379.4	379.2	379.0	20°
132.5°	414.0	414.0	414.0	414.0	414.0	414.0	414.0	414.0	414.0	414.0	414.0	22.5°
135°	447.0	447.3	447.6	447.9	448.2	448.5	448.8	449.1	449.4	449.7	450.0	25°
137.5°	476.0	476.5	477.0	477.5	478.0	478.5	479.0	479.5	480.0	480.5	481.0	27.5°
140°	504.0	504.5	505.0	505.5	506.0	506.5	507.0	507.5	508.0	508.5	509.0	30°
142.5°	533.0	533.1	533.2	533.3	533.4	533.5	533.6	533.7	533.8	533.9	534.0	32.5°
145°	561.0	560.7	560.4	560.1	559.8	559.5	559.2	558.9	558.6	558.3	558.0	35°
147.5°	586.0	585.7	585.4	585.1	584.8	584.5	584.2	583.9	583.6	583.3	583.0	37.5°
150°	603.0	603.3	603.6	603.9	604.2	604.5	604.8	605.1	605.4	605.7	606.0	40°
152.5°	618.0	618.5	619.0	619.5	620.0	620.5	621.0	621.5	622.0	622.5	623.0	42.5°
155°	636.0	636.2	636.4	636.6	636.8	637.0	637.2	637.4	637.6	637.8	638.0	45°
157.5°	650.0	650.0	650.0	650.0	650.0	650.0	650.0	650.0	650.0	650.0	650.0	47.5°
160°	661.0	660.9	660.8	660.7	660.6	660.5	660.4	660.3	660.2	660.1	660.0	50°
162.5°	670.0	669.8	669.6	669.4	669.2	669.0	668.8	668.6	668.4	668.2	668.0	52.5°
165°	680.0	679.8	679.6	679.4	679.2	679.0	678.8	678.6	678.4	678.2	678.0	55°
167.5°	688.0	688.0	688.0	688.0	688.0	688.0	688.0	688.0	688.0	688.0	688.0	57.5°
170°	694.0	694.2	694.4	694.6	694.8	695.0	695.2	695.4	695.6	695.8	696.0	60°
172.5°	694.0	694.2	694.4	694.6	694.8	695.0	695.2	695.4	695.6	695.8	696.0	62.5°
175°	696.0	695.8	695.6	695.4	695.2	695.0	694.8	694.6	694.4	694.2	694.0	65°
177.5°	701.0	700.7	700.4	700.1	699.8	699.5	699.2	698.9	698.6	698.3	698.0	66°
180°	700.0	700.0	700.0	700.0	700.0	700.0	700.0	700.0	700.0	700.0	700.0	67.5°
												70°
												72.5°
												75°
												77.5°
												80°
												82.5°
												85°
												87.5°
												90°
												92.5°
												95°
												97.5°
												100°
												102.5°
												105°
												107.5°

NUMBER: P226757  
 NUMBER: ISW-AF-600-LED-E1-SL2-7060-ULG

REPORT NUMBER: P  
 CATALOG NUMBER:

**DISTRIBUTION (continued):**

**CANDELA DISTRIBUTION**

86°	87°	88°	89°	90°	95°	105°	115°	125°	135°	145°	86°	
832.4	832.4	832.4	832.4	832.4	832.4	832.4	832.4	832.4	832.4	832.4	110°	116.2
833.6	834.7	835.3	834.7	835.9	835.3	835.9	835.3	832.4	831.8	831.2	112.5°	147.0
834.7	837.1	837.7	838.3	837.1	838.3	835.9	826.4	815.7	803.9	794.3	115°	177.2
835.9	838.9	840.7	840.7	841.3	840.1	831.2	810.4	785.4	760.5	741.5	117.5°	208.2
835.3	839.5	841.3	841.9	841.9	839.5	818.1	784.8	746.8	708.8	670.2	120°	243.0
833.6	837.1	840.1	840.1	840.7	832.4	799.1	751.6	697.5	640.5	588.8	122.5°	276.2
837.1	840.7	840.7	840.7	840.1	825.8	778.9	710.0	637.5	560.3	483.6	125°	310.0
842.5	844.3	843.1	843.1	840.7	819.3	756.3	669.0	573.9	471.7	364.8	127.5°	345.4
847.2	848.4	847.8	844.8	841.9	812.2	733.2	625.6	497.9	364.8	258.4	130°	379.2
852.0	853.2	850.2	845.4	841.3	802.7	705.2	570.4	411.7	249.5	171.1	132.5°	414.2
852.6	853.8	848.4	841.9	835.9	788.4	671.4	511.5	317.3	161.6	133.7	135°	450.2
852.0	850.8	841.9	833.6	827.0	771.2	633.9	438.5	211.5	121.8	116.4	137.5°	481.2
847.8	842.5	835.3	825.8	816.3	752.2	596.5	357.1	133.7	105.8	105.8	140°	509.4
841.9	836.5	827.6	815.1	804.4	733.7	553.7	273.9	106.9	97.4	98.6	142.5°	534.4
839.5	833.6	820.5	807.4	793.8	717.1	508.6	184.2	96.2	92.1	92.7	145°	558.4
844.3	834.2	821.1	806.2	790.2	702.9	461.6	128.3	90.9	86.1	87.3	147.5°	583.4
860.3	850.8	835.3	816.3	799.1	694.5	411.7	106.3	85.6	81.4	81.4	150°	606.8
898.9	886.4	865.6	843.1	822.3	699.9	367.2	96.8	81.4	77.2	77.2	152.5°	624.0
961.3	946.4	922.1	896.5	869.2	726.0	316.7	93.3	78.4	72.5	71.3	155°	638.6
1068.2	1048.6	1016.6	986.3	953.6	771.2	265.6	90.9	74.9	69.5	67.1	157.5°	651.0
1236.4	1207.3	1169.2	1129.4	1089.6	853.8	225.2	88.5	72.5	67.1	64.8	160°	661.2
1452.6	1433.0	1385.5	1333.2	1285.7	1018.3	202.0	86.7	70.7	64.2	62.4	162.5°	669.2
1728.3	1696.2	1658.8	1611.9	1555.4	1231.6	199.6	86.1	68.9	61.8	60.6	165°	678.8
2019.4	2007.0	1943.4	1914.3	1853.1	1515.6	243.0	87.3	67.7	60.0	58.2	167.5°	689.2
2351.6	2356.3	2296.9	2264.8	2214.3	1875.7	386.8	90.9	67.7	58.2	56.4	170°	697.0
2785.9	2793.6	2723.5	2685.5	2642.7	2279.1	607.8	96.8	69.5	56.4	54.7	172.5°	697.0
3141.7	3100.2	3055.0	2988.5	2934.4	2504.2	585.2	107.5	71.9	54.7	52.9	175°	695.0
3178.6	3148.9	3091.8	3020.0	2954.0	2505.4	510.9	111.1	72.5	54.1	52.3	177.5°	698.8
3173.8	3121.0	3056.2	2995.6	2930.8	2441.3	395.1	115.9	74.3	52.9	51.1	180°	700.0
2954.0	2879.7	2816.8	2733.0	2665.3	2184.6	243.0	115.3	71.9	49.3	48.1		
2435.9	2397.9	2323.0	2255.9	2185.2	1768.1	166.4	102.8	63.6	44.6	45.2		
1575.6	1532.3	1456.2	1418.2	1378.4	1131.2	129.5	83.8	54.1	39.8	41.6		
525.8	508.6	480.6	496.1	472.9	440.8	95.1	63.6	43.4	34.5	36.8		
157.4	153.9	159.2	149.7	158.6	134.3	62.4	44.6	33.3	29.7	32.7		
93.3	92.1	92.1	92.1	89.7	83.8	41.0	30.9	25.5	25.0	27.3		
57.0	55.8	56.4	55.8	57.0	51.1	27.9	21.4	19.0	18.4	22.0		
32.7	32.7	33.3	32.1	32.7	31.5	19.6	13.7	12.5	11.9	16.0		
14.7	14.7	12.9	12.3	12.9	15.3	14.3	13.2	10.6	10.0	13.3		
6.0	6.0	6.0	6.0	6.0	6.0	6.0	7.0	7.0	6.0	6.0		
7.0	7.0	7.0	7.0	7.0	7.0	7.0	8.0	7.0	7.0	7.0		
8.0	8.0	8.0	8.0	8.0	8.0	9.0	10.0	12.0	9.0	9.0		
19.0	19.0	19.0	19.0	19.0	19.0	23.0	26.0	29.0	21.0	12.0		
38.8	38.6	38.4	38.2	38.0	39.0	42.0	47.0	50.0	40.0	27.0		
61.0	61.0	61.0	61.0	61.0	61.0	65.0	70.0	72.0	63.0	48.0		
86.8	86.6	86.4	86.2	86.0	87.0	90.0	94.0	95.0	88.0	73.0		

'226757  
 ISW-AF-600-LED-E1-SL2-7060-ULG

REPORT NUMBER: P226757  
 CATALOG NUMBER: ISW-AF-60

**TION (continued):**

**CANDELA DISTRIBUTION (con**

87°	88°	89°	90°	95°	105°	115°	125°	135°	145°		155°	165°
116.4	116.6	116.8	117.0	116.0	119.0	121.0	120.0	114.0	102.0	0°	832.4	832.4
147.0	147.0	147.0	147.0	147.0	149.0	150.0	148.0	143.0	134.0	2.5°	826.4	822.3
177.4	177.6	177.8	178.0	177.0	179.0	182.0	179.0	174.0	168.0	5°	779.5	768.2
208.4	208.6	208.8	209.0	208.0	210.0	215.0	211.0	205.0	202.0	7.5°	711.8	698.7
243.0	243.0	243.0	243.0	243.0	245.0	250.0	246.0	243.0	237.0	10°	634.5	614.9
276.4	276.6	276.8	277.0	276.0	278.0	283.0	279.0	277.0	271.0	12.5°	535.9	497.3
310.0	310.0	310.0	310.0	310.0	310.0	315.0	313.0	310.0	305.0	15°	421.8	370.1
345.8	346.2	346.6	347.0	345.0	346.0	346.0	345.0	340.0	339.0	17.5°	290.5	248.9
379.4	379.6	379.8	380.0	379.0	381.0	381.0	377.0	372.0	370.0	20°	203.8	188.3
414.4	414.6	414.8	415.0	414.0	414.0	416.0	411.0	405.0	404.0	22.5°	157.4	158.0
450.4	450.6	450.8	451.0	450.0	447.0	448.0	443.0	437.0	435.0	25°	130.7	136.6
481.4	481.6	481.8	482.0	481.0	476.0	475.0	473.0	468.0	464.0	27.5°	115.3	121.2
509.8	510.2	510.6	511.0	509.0	504.0	502.0	500.0	497.0	491.0	30°	105.8	111.1
534.8	535.2	535.6	536.0	534.0	533.0	533.0	527.0	525.0	521.0	32.5°	99.2	101.6
558.8	559.2	559.6	560.0	558.0	561.0	562.0	556.0	551.0	550.0	35°	91.5	92.7
583.8	584.2	584.6	585.0	583.0	586.0	585.0	580.0	575.0	574.0	37.5°	85.0	85.0
607.6	608.4	609.2	610.0	606.0	603.0	600.0	597.0	593.0	593.0	40°	79.0	78.4
625.0	626.0	627.0	628.0	623.0	618.0	614.0	611.0	610.0	610.0	42.5°	73.7	73.1
639.2	639.8	640.4	641.0	638.0	636.0	631.0	626.0	628.0	630.0	45°	68.3	68.9
652.0	653.0	654.0	655.0	650.0	650.0	648.0	644.0	645.0	646.0	47.5°	65.4	65.9
662.4	663.6	664.8	666.0	660.0	661.0	664.0	658.0	655.0	655.0	50°	62.4	63.0
670.4	671.6	672.8	674.0	668.0	670.0	671.0	667.0	663.0	661.0	52.5°	60.0	60.0
679.6	680.4	681.2	682.0	678.0	680.0	677.0	672.0	673.0	673.0	55°	57.6	57.0
690.4	691.6	692.8	694.0	688.0	688.0	684.0	678.0	685.0	688.0	57.5°	55.8	54.7
698.0	699.0	700.0	701.0	696.0	694.0	689.0	686.0	691.0	693.0	60°	54.1	52.9
698.0	699.0	700.0	701.0	696.0	694.0	692.0	689.0	690.0	690.0	62.5°	52.9	51.1
696.0	697.0	698.0	699.0	694.0	696.0	695.0	690.0	690.0	691.0	65°	51.7	50.5
699.6	700.4	701.2	702.0	698.0	701.0	699.0	694.0	695.0	697.0	66°	51.1	49.9
700.0	700.0	700.0	700.0	700.0	700.0	700.0	700.0	700.0	700.0	67.5°	50.5	49.3
										70°	48.1	46.9
										72.5°	44.6	44.0
										75°	41.0	39.8
										77.5°	36.2	35.6
										80°	30.9	30.3
										82.5°	26.1	25.0
										85°	20.8	19.6
										87.5°	14.3	13.1
										90°	11.6	11.2
										92.5°	6.0	5.0
										95°	7.0	6.0
										97.5°	8.0	8.0
										100°	10.0	9.0
										102.5°	18.0	13.0
										105°	36.0	27.0
										107.5°	58.0	49.0



REPORT NUMBER: P226757

CATALOG NUMBER: ISW-AF-600-LED-E1-

00-LED-E1-SL2-7060-ULG

**tinued):**

175°	180°
832.4	832.4
818.7	824.1
764.6	762.9
688.0	688.6
595.3	596.5
475.3	468.2
340.4	343.4
237.1	236.5
190.1	191.3
162.8	162.8
145.0	145.0
127.7	128.3
115.9	117.0
105.2	105.8
94.5	95.1
85.6	85.6
79.6	80.2
75.5	75.5
71.3	71.3
67.7	68.9
64.2	64.8
60.6	61.2
57.0	57.0
54.1	54.1
51.7	51.1
49.9	48.7
48.1	47.5
47.5	46.9
46.9	46.3
45.7	45.2
44.0	43.4
40.4	39.2
36.8	35.6
33.9	32.1
28.5	27.3
20.8	19.6
12.5	12.5
8.0	8.0
4.0	4.0
5.0	5.0
7.0	7.0
8.0	8.0
11.0	11.0
22.0	21.0
42.0	41.0

**CANDELA DISTRIBUTION (continued):**

	155°	165°	175°
110°	87.0	74.0	68.0
112.5°	121.0	106.0	99.0
115°	159.0	147.0	139.0
117.5°	197.0	189.0	184.0
120°	233.0	226.0	223.0
122.5°	267.0	261.0	260.0
125°	299.0	296.0	294.0
127.5°	333.0	329.0	329.0
130°	366.0	362.0	361.0
132.5°	401.0	393.0	394.0
135°	432.0	426.0	426.0
137.5°	460.0	459.0	457.0
140°	489.0	487.0	485.0
142.5°	518.0	517.0	515.0
145°	547.0	544.0	546.0
147.5°	574.0	571.0	572.0
150°	593.0	593.0	592.0
152.5°	609.0	608.0	608.0
155°	627.0	625.0	625.0
157.5°	644.0	643.0	643.0
160°	656.0	659.0	660.0
162.5°	665.0	669.0	669.0
165°	676.0	676.0	678.0
167.5°	686.0	684.0	687.0
170°	692.0	692.0	695.0
172.5°	693.0	695.0	697.0
175°	695.0	697.0	698.0
177.5°	699.0	700.0	705.0
180°	700.0	700.0	700.0



-SL2-7060-ULG

180°
66.0
99.0
140.0
184.0
225.0
263.0
298.0
330.0
363.0
396.0
429.0
460.0
488.0
518.0
550.0
575.0
595.0
611.0
629.0
646.0
663.0
673.0
681.0
690.0
698.0
699.0
700.0
707.0
700.0

(END OF REPORT)